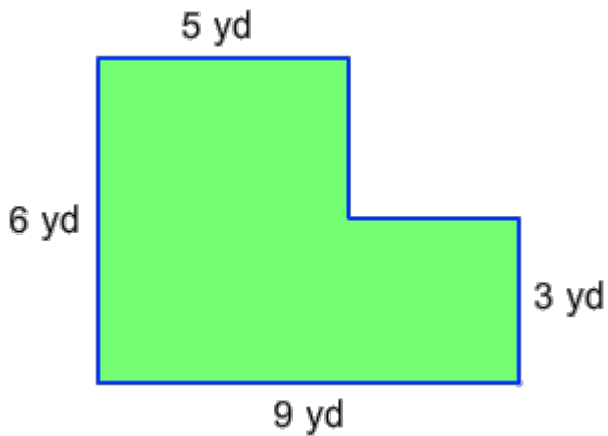


Area of Complex Figures (With All Right Angles)

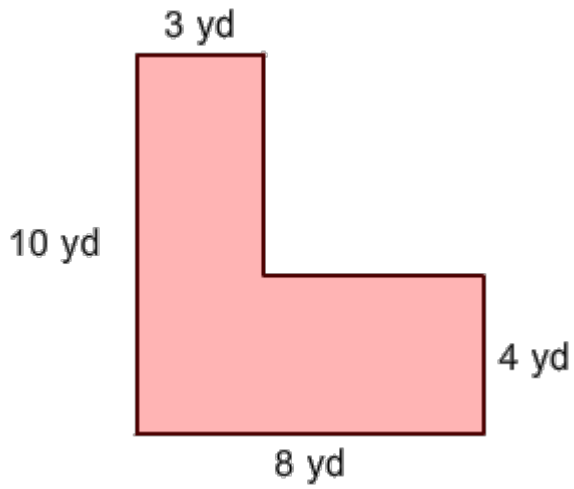
What is the area of the given shape?

1.



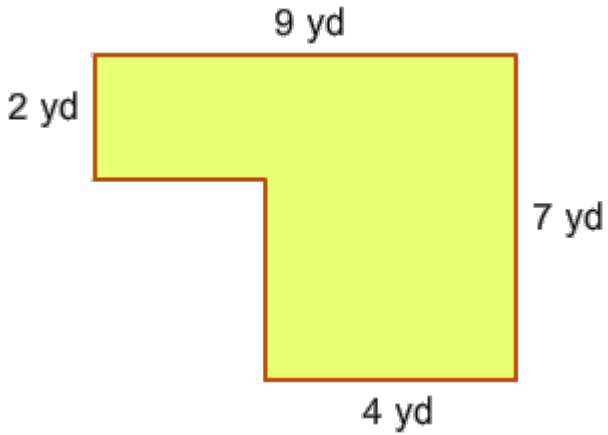
- 42 square yards
- 38 square yards
- 30 square yards
- 50 square yards

2.



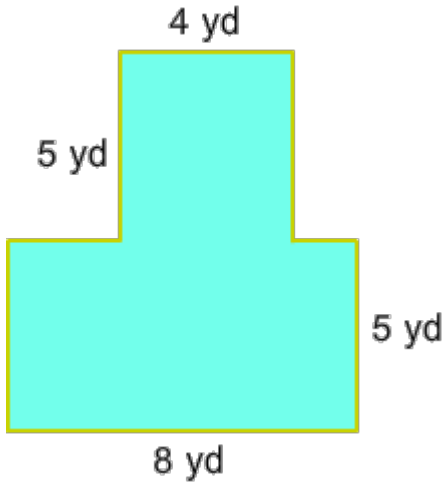
- 42 square yards
- 38 square yards
- 50 square yards
- 59 square yards

3.



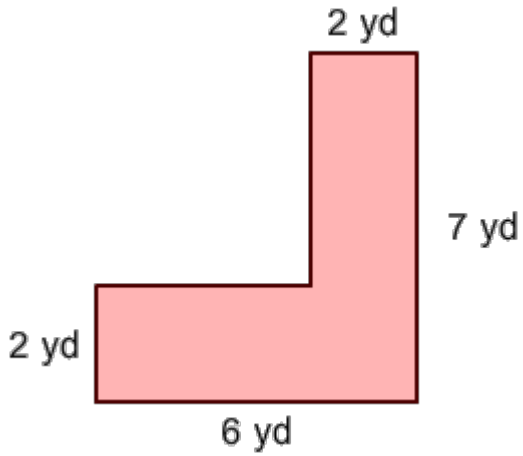
- 42 square yards
- 38 square yards
- 30 square yards
- 50 square yards

4.



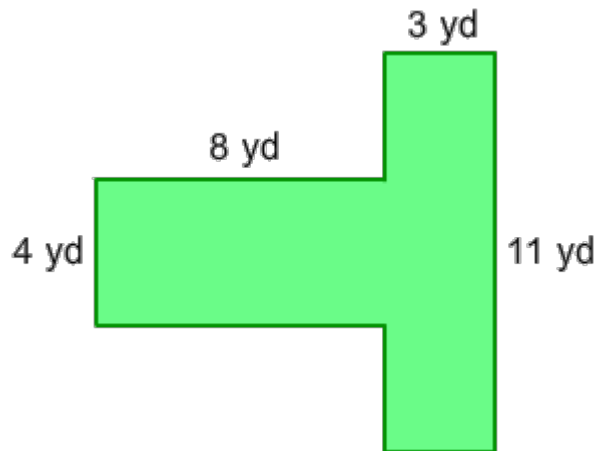
- 42 square yards
- 38 square yards
- 60 square yards
- 50 square yards

5.



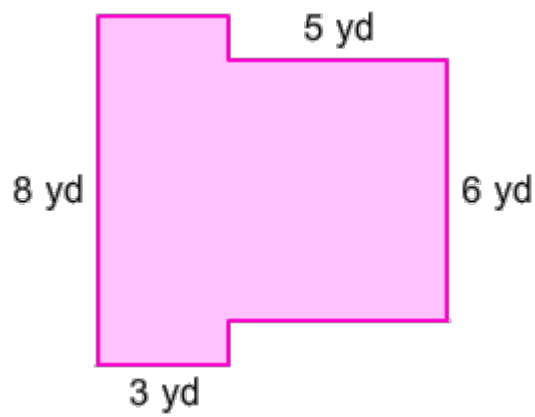
- 42 square yards
- 38 square yards
- 22 square yards
- 50 square yards

6.



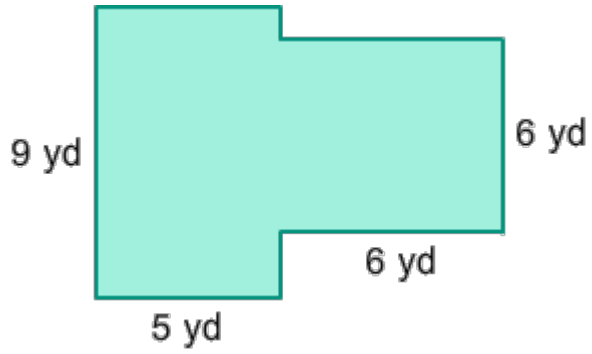
- 42 square yards
- 38 square yards
- 65 square yards
- 50 square yards

7.



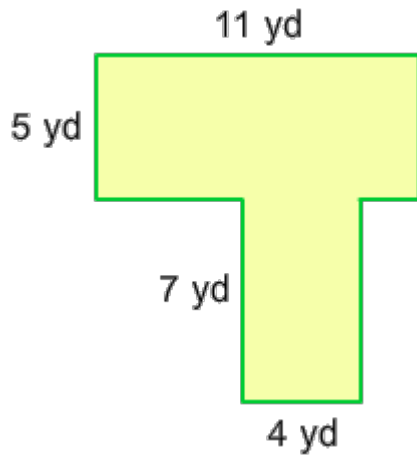
- 42 square yards
- 38 square yards
- 54 square yards
- 50 square yards

8.



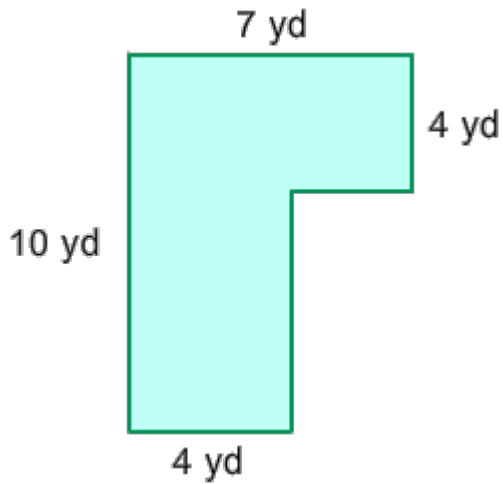
- 42 square yards
- 38 square yards
- 81 square yards
- 50 square yards

9.



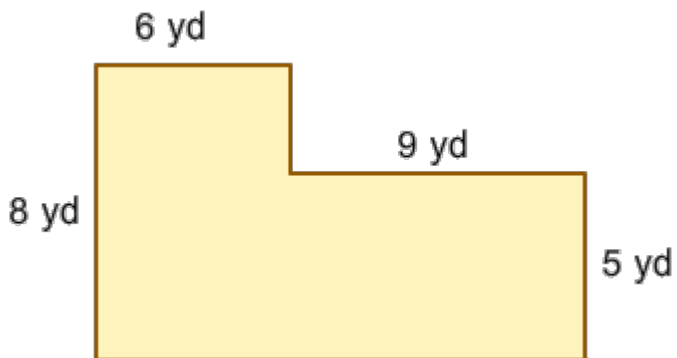
- 42 square yards
- 38 square yards
- 83 square yards
- 50 square yards

10.



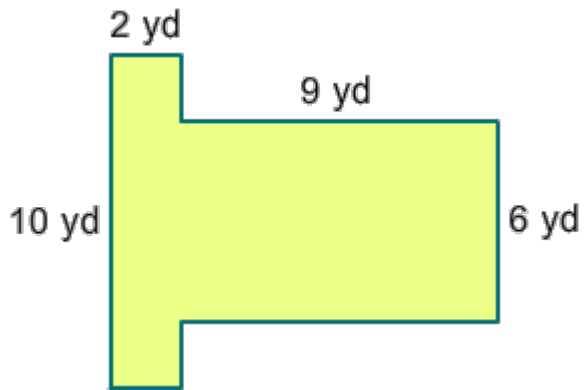
- 42 square yards
- 38 square yards
- 52 square yards
- 50 square yards

11.



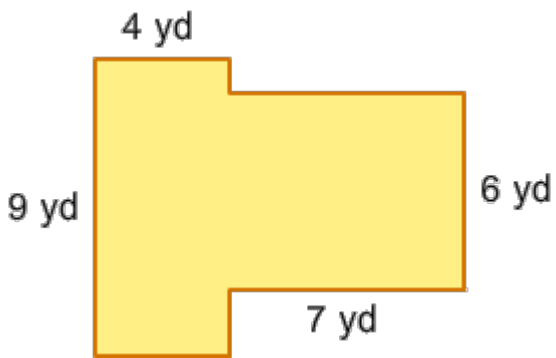
- 42 square yards
- 38 square yards
- 93 square yards
- 50 square yards

12.



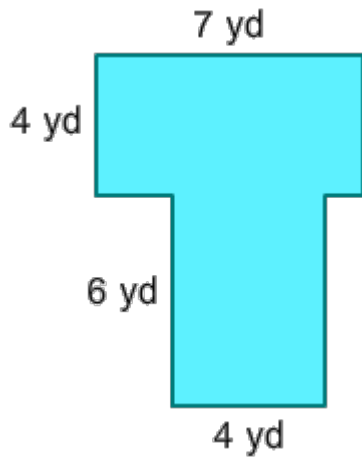
- 42 square yards
- 74 square yards
- 26 square yards
- 50 square yards

13.



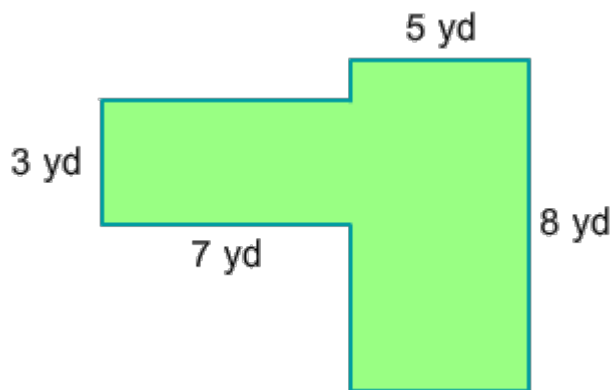
- 42 square yards
- 38 square yards
- 78 square yards
- 50 square yards

14.



- 42 square yards
- 38 square yards
- 52 square yards
- 50 square yards

15.



- 42 square yards
- 38 square yards
- 61 square yards
- 50 square yards